

Parents Information Evening
Staying Safe Online
Kayleigh's Love Story

Further Sources Of Information &
Support For Parents & Carers

Websites providing advice for parents & carers



[leics.police.uk/categories/
kayleighs-love-story-film](https://leics.police.uk/categories/kayleighs-love-story-film)



www.thinkuknow.co.uk/parents/



ceop.police.uk



[www.saferinternet.org.uk/
advice-centre/](http://www.saferinternet.org.uk/advice-centre/)



[www.childnet.com/parents-and-
carers](http://www.childnet.com/parents-and-carers)



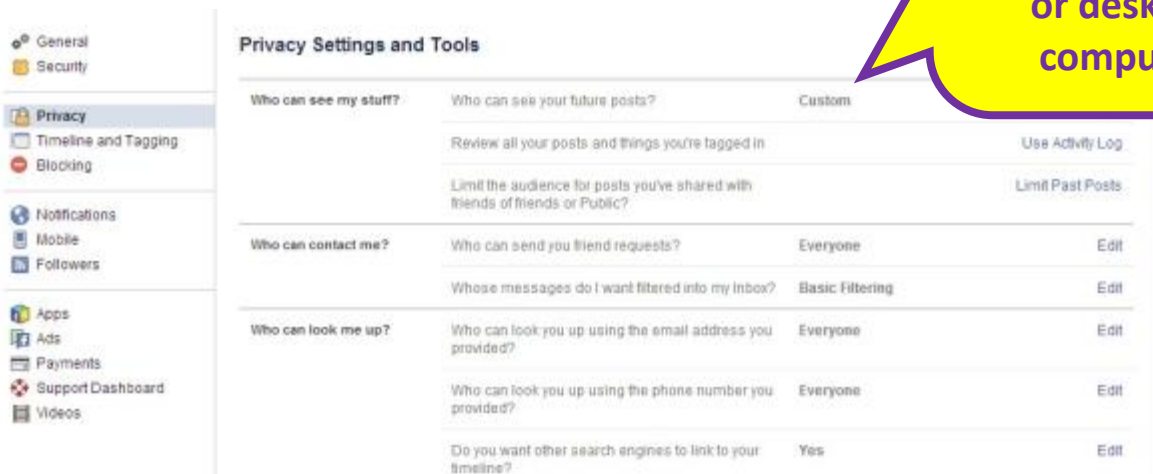
www.kidsmart.org.uk/parents/

Check your privacy & security settings on ALL Social Media

Facebook

From both Android and iOS devices, the process is similar:


1. Launch the Facebook app from the Home screen
2. Tap the menu button in the upper left hand corner
3. Now scroll down and tap on Privacy settings.




The layout may be different if you are using a phone or tablet or desktop computer

Twitter

From an iOS device:

1. From the **Me** tab, tap the **gear** icon  and select **Settings**.
2. Tap **Privacy and safety**.
3. Under **Privacy**, and next to **Protect my Tweets**, drag the slider to turn on.

From an Android device:

1. In the top menu, you will either see a **navigation menu** icon  or your **profile** icon. Tap whichever icon you have and select **Settings**.
2. Tap **Privacy and safety**.
3. Next to **Protect my Tweets**, check the box.

Follow a similar process to review "Privacy Settings" on ALL social media accounts with your child

Snapchat

If you've already opted in to the Snap Maps service and don't want to be on it anymore, it's a simple process to take yourself off Snapchat's tracking feature.

To access Snap Maps you'll need to pinch the screen in the main Snapchat menu where you can see what your front or back camera is shooting.

Pinch with two fingers here and you'll be pulled out to your location on a map.

In the top right hand corner you'll then see a cog icon, which is the Settings menu for Snap Maps.

If you press here that will then show you an option called Ghost Mode.

< Settings

Your location updates while you have Snapchat open.

Ghost Mode



When this is enabled, your friends can't see your location.

WHO CAN SEE MY LOCATION
